

CS70: Jean Walrand: Lecture 26.

Expectation; Geometric & Poisson

1. Random Variables: Brief Review
2. Expectation
3. Linearity of Expectation
4. Geometric Distribution
5. Poisson Distribution

Linearity of Expectation

Theorem:

$$E[X] = \sum_{\omega} X(\omega) \times Pr[\omega].$$

Theorem:

 Expectation is linear

$$E[a_1 X_1 + \dots + a_n X_n] = a_1 E[X_1] + \dots + a_n E[X_n].$$

Proof:

$$\begin{aligned} E[a_1 X_1 + \dots + a_n X_n] &= \sum_{\omega} (a_1 X_1 + \dots + a_n X_n)(\omega) Pr[\omega] \\ &= \sum_{\omega} (a_1 X_1(\omega) + \dots + a_n X_n(\omega)) Pr[\omega] \\ &= a_1 \sum_{\omega} X_1(\omega) Pr[\omega] + \dots + a_n \sum_{\omega} X_n(\omega) Pr[\omega] \\ &= a_1 E[X_1] + \dots + a_n E[X_n]. \end{aligned}$$

□

Random Variables: Review

Definition

A **random variable**, X , for a random experiment with sample space Ω is a **function** $X: \Omega \rightarrow \mathfrak{R}$.

Thus, $X(\cdot)$ assigns a real number $X(\omega)$ to each $\omega \in \Omega$.

Definitions

For $a \in \mathfrak{R}$, one defines $X^{-1}(a) := \{\omega \in \Omega \mid X(\omega) = a\}$.

The probability that $X = a$ is defined as $Pr[X = a] = Pr[X^{-1}(a)]$.

The **distribution** of a random variable X , is $\{(a, Pr[X = a]) : a \in \mathcal{A}\}$, where \mathcal{A} is the **range** of X . That is, $\mathcal{A} = \{X(\omega), \omega \in \Omega\}$.

Let X, Y, Z be random variables on Ω and $g: \mathfrak{R}^3 \rightarrow \mathfrak{R}$ a function. Then $g(X, Y, Z)$ is the random variable that assigns the value $g(X(\omega), Y(\omega), Z(\omega))$ to ω .

Thus, if $V = g(X, Y, Z)$, then $V(\omega) := g(X(\omega), Y(\omega), Z(\omega))$.

Using Linearity - 1: Dots on dice

Roll a die n times.

X_m = number of dots on roll m .

$X = X_1 + \dots + X_n$ = total number of dots in n rolls.

$$\begin{aligned} E[X] &= E[X_1 + \dots + X_n] \\ &= E[X_1] + \dots + E[X_n], \text{ by linearity} \\ &= nE[X_1], \text{ because the } X_m \text{ have the same distribution} \end{aligned}$$

Now,

$$E[X_1] = 1 \times \frac{1}{6} + \dots + 6 \times \frac{1}{6} = \frac{6 \times 7}{2} \times \frac{1}{6} = \frac{7}{2}.$$

Hence,

$$E[X] = \frac{7n}{2}.$$

Expectation

Definition: The **expectation** (mean, expected value) of a random variable X is

$$E[X] = \sum_a a \times Pr[X = a].$$

Indicator:

Let A be an event. The random variable X defined by

$$X(\omega) = \begin{cases} 1, & \text{if } \omega \in A \\ 0, & \text{if } \omega \notin A \end{cases}$$

is called the **indicator** of the event A .

Note that $Pr[X = 1] = Pr[A]$ and $Pr[X = 0] = 1 - Pr[A]$.

Hence,

$$E[X] = 1 \times Pr[X = 1] + 0 \times Pr[X = 0] = Pr[A].$$

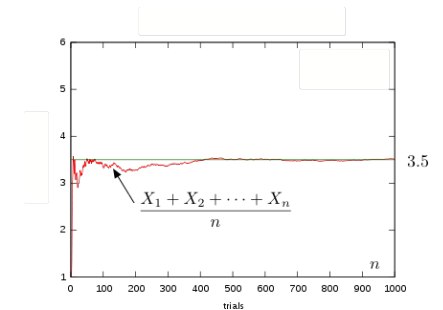
The random variable X is sometimes written as

$$1_{\{\omega \in A\}} \text{ or } 1_A(\omega).$$

Strong Law of Large Numbers: An Example

Rolling Dice. X_m = number of dots on roll m .

Theorem: $\frac{X_1 + X_2 + \dots + X_n}{n} \rightarrow E[X_1] = 3.5$ as $n \rightarrow \infty$.



Using Linearity - 2: Fixed point.

Hand out assignments at random to n students.
 X = number of students that get their own assignment back.
 $X = X_1 + \dots + X_n$ where
 $X_m = 1$ {student m gets his/her own assignment back}.

One has

$$\begin{aligned} E[X] &= E[X_1 + \dots + X_n] \\ &= E[X_1] + \dots + E[X_n], \text{ by linearity} \\ &= nE[X_1], \text{ because all the } X_m \text{ have the same distribution} \\ &= nPr[X_1 = 1], \text{ because } X_1 \text{ is an indicator} \\ &= n(1/n), \text{ because student 1 is equally likely} \\ &\quad \text{to get any one of the } n \text{ assignments} \\ &= 1. \end{aligned}$$

Note that linearity holds even though the X_m are not independent (whatever that means).

Calculating $E[g(X)]$

Let $Y = g(X)$. Assume that we know the distribution of X .

We want to calculate $E[Y]$.

Method 1: We calculate the distribution of Y :

$$Pr[Y = y] = Pr[X \in g^{-1}(y)] \text{ where } g^{-1}(x) = \{x \in \mathfrak{R} : g(x) = y\}.$$

This is typically rather tedious!

Method 2: We use the following result.

Theorem:

$$E[g(X)] = \sum_x g(x)Pr[X = x].$$

Proof:

$$\begin{aligned} E[g(X)] &= \sum_{\omega} g(X(\omega))Pr[\omega] = \sum_x \sum_{\omega \in X^{-1}(x)} g(X(\omega))Pr[\omega] \\ &= \sum_x \sum_{\omega \in X^{-1}(x)} g(x)Pr[\omega] = \sum_x g(x) \sum_{\omega \in X^{-1}(x)} Pr[\omega] \\ &= \sum_x g(x)Pr[X = x]. \end{aligned}$$

□

Using Linearity - 3: Binomial Distribution.

Flip n coins with heads probability p . X - number of heads

Binomial Distribution: $Pr[X = i]$, for each i .

$$Pr[X = i] = \binom{n}{i} p^i (1-p)^{n-i}.$$

$$E[X] = \sum_i i \times Pr[X = i] = \sum_i i \times \binom{n}{i} p^i (1-p)^{n-i}.$$

Uh oh. ... Or... a better approach: Let

$$X_i = \begin{cases} 1 & \text{if } i\text{th flip is heads} \\ 0 & \text{otherwise} \end{cases}$$

$$E[X_i] = 1 \times Pr[\text{"heads"}] + 0 \times Pr[\text{"tails"}] = p.$$

Moreover $X = X_1 + \dots + X_n$ and

$$E[X] = E[X_1] + E[X_2] + \dots + E[X_n] = n \times E[X_i] = np.$$

An Example

Let X be uniform in $\{-2, -1, 0, 1, 2, 3\}$.

Let also $g(X) = X^2$. Then (method 2)

$$\begin{aligned} E[g(X)] &= \sum_{x=-2}^3 x^2 \frac{1}{6} \\ &= \{4 + 1 + 0 + 1 + 4 + 9\} \frac{1}{6} = \frac{19}{6}. \end{aligned}$$

Method 1 - We find the distribution of $Y = X^2$:

$$Y = \begin{cases} 4, & \text{w.p. } \frac{2}{6} \\ 1, & \text{w.p. } \frac{2}{6} \\ 0, & \text{w.p. } \frac{1}{6} \\ 9, & \text{w.p. } \frac{1}{6} \end{cases}$$

Thus,

$$E[Y] = 4 \frac{2}{6} + 1 \frac{2}{6} + 0 \frac{1}{6} + 9 \frac{1}{6} = \frac{19}{6}.$$

Using Linearity - 4

Assume A and B are disjoint events. Then $1_{A \cup B}(\omega) = 1_A(\omega) + 1_B(\omega)$.

Taking expectation, we get

$$Pr[A \cup B] = E[1_{A \cup B}] = E[1_A + 1_B] = E[1_A] + E[1_B] = Pr[A] + Pr[B].$$

In general, $1_{A \cup B}(\omega) = 1_A(\omega) + 1_B(\omega) - 1_{A \cap B}(\omega)$.

Taking expectation, we get $Pr[A \cup B] = Pr[A] + Pr[B] - Pr[A \cap B]$.

Observe that if $Y(\omega) = b$ for all ω , then $E[Y] = b$.

Thus, $E[X + b] = E[X] + b$.

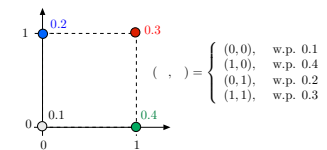
Calculating $E[g(X, Y, Z)]$

We have seen that $E[g(X)] = \sum_x g(x)Pr[X = x]$.

Using a similar derivation, one can show that

$$E[g(X, Y, Z)] = \sum_{x,y,z} g(x, y, z)Pr[X = x, Y = y, Z = z].$$

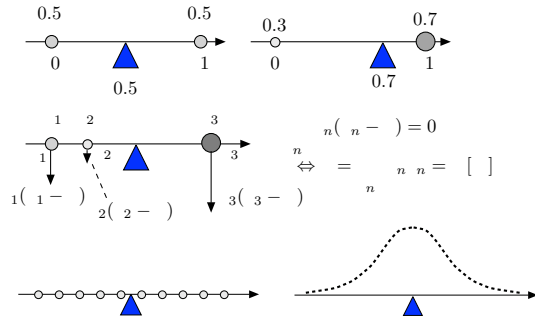
An Example. Let X, Y be as shown below:



$$\begin{aligned} E[\cos(2\pi X + \pi Y)] &= 0.1 \cos(0) + 0.4 \cos(2\pi) + 0.2 \cos(\pi) + 0.3 \cos(3\pi) \\ &= 0.1 \times 1 + 0.4 \times 1 + 0.2 \times (-1) + 0.3 \times (-1) = 0. \end{aligned}$$

Center of Mass

The expected value has a *center of mass* interpretation:



Geometric Distribution

Let's flip a coin with $Pr[H] = p$ until we get H .



For instance:

- $\omega_1 = H$, or
- $\omega_2 = TH$, or
- $\omega_3 = TTH$, or
- $\omega_n = TTTT \dots TH$.

Note that $\Omega = \{\omega_n, n = 1, 2, \dots\}$.

Let X be the number of flips until the first H . Then, $X(\omega_n) = n$.

Also,

$$Pr[X = n] = (1-p)^{n-1}p, n \geq 1.$$

Monotonicity

Definition

Let X, Y be two random variables on Ω . We write $X \leq Y$ if $X(\omega) \leq Y(\omega)$ for all $\omega \in \Omega$, and similarly for $X \geq Y$ and $X \geq a$ for some constant a .

Facts

(a) If $X \geq 0$, then $E[X] \geq 0$.

(b) If $X \leq Y$, then $E[X] \leq E[Y]$.

Proof

(a) If $X \geq 0$, every value a of X is nonnegative. Hence,

$$E[X] = \sum_a a Pr[X = a] \geq 0.$$

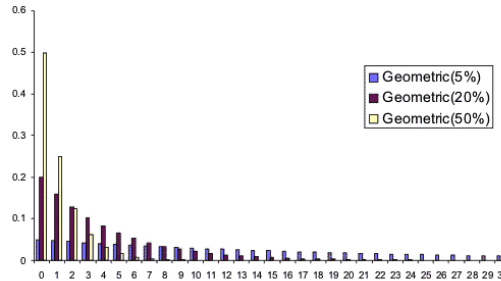
(b) $X \leq Y \Rightarrow Y - X \geq 0 \Rightarrow E[Y] - E[X] = E[Y - X] \geq 0$.

Example:

$$B = \cup_m A_m \Rightarrow 1_B(\omega) \leq \sum_m 1_{A_m}(\omega) \Rightarrow Pr[\cup_m A_m] \leq \sum_m Pr[A_m].$$

Geometric Distribution

$$Pr[X = n] = (1-p)^{n-1}p, n \geq 1.$$



Uniform Distribution

Roll a six-sided balanced die. Let X be the number of pips (dots). Then X is equally likely to take any of the values $\{1, 2, \dots, 6\}$. We say that X is *uniformly distributed* in $\{1, 2, \dots, 6\}$.

More generally, we say that X is uniformly distributed in $\{1, 2, \dots, n\}$ if $Pr[X = m] = 1/n$ for $m = 1, 2, \dots, n$.

In that case,

$$E[X] = \sum_{m=1}^n m Pr[X = m] = \sum_{m=1}^n m \times \frac{1}{n} = \frac{1}{n} \sum_{m=1}^n m = \frac{1}{n} \frac{n(n+1)}{2} = \frac{n+1}{2}.$$

Geometric Distribution

$$Pr[X = n] = (1-p)^{n-1}p, n \geq 1.$$

Note that

$$\sum_{n=1}^{\infty} Pr[X_n] = \sum_{n=1}^{\infty} (1-p)^{n-1}p = p \sum_{n=1}^{\infty} (1-p)^{n-1} = p \sum_{n=0}^{\infty} (1-p)^n.$$

Now, if $|a| < 1$, then $S := \sum_{n=0}^{\infty} a^n = \frac{1}{1-a}$. Indeed,

$$\begin{aligned} S &= 1 + a + a^2 + a^3 + \dots \\ aS &= a + a^2 + a^3 + a^4 + \dots \\ (1-a)S &= 1 + a - a + a^2 - a^2 + \dots = 1. \end{aligned}$$

Hence,

$$\sum_{n=1}^{\infty} Pr[X_n] = p \frac{1}{1-(1-p)} = 1.$$

Geometric Distribution: Expectation

$$X =_D G(p), \text{ i.e., } Pr[X = n] = (1-p)^{n-1}p, n \geq 1.$$

One has

$$E[X] = \sum_{n=1}^{\infty} nPr[X = n] = \sum_{n=1}^{\infty} n(1-p)^{n-1}p.$$

Thus,

$$\begin{aligned} E[X] &= p + 2(1-p)p + 3(1-p)^2p + 4(1-p)^3p + \dots \\ (1-p)E[X] &= (1-p)p + 2(1-p)^2p + 3(1-p)^3p + \dots \\ pE[X] &= p + (1-p)p + (1-p)^2p + (1-p)^3p + \dots \end{aligned}$$

by subtracting the previous two identities

$$= \sum_{n=1}^{\infty} Pr[X = n] = 1.$$

Hence,

$$E[X] = \frac{1}{p}.$$

Geometric Distribution: Yet another look

Theorem: For a r.v. X that takes the values $\{0, 1, 2, \dots\}$, one has

$$E[X] = \sum_{i=1}^{\infty} Pr[X \geq i].$$

[See later for a proof.]

If $X = G(p)$, then $Pr[X \geq i] = Pr[X > i-1] = (1-p)^{i-1}$.

Hence,

$$E[X] = \sum_{i=1}^{\infty} (1-p)^{i-1} = \sum_{i=0}^{\infty} (1-p)^i = \frac{1}{1-(1-p)} = \frac{1}{p}.$$

Geometric Distribution: Memoryless

Let X be $G(p)$. Then, for $n \geq 0$,

$$Pr[X > n] = Pr[\text{first } n \text{ flips are } T] = (1-p)^n.$$

Theorem

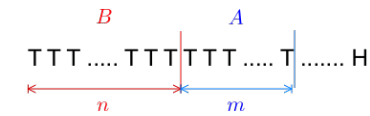
$$Pr[X > n+m | X > n] = Pr[X > m], m, n \geq 0.$$

Proof:

$$\begin{aligned} Pr[X > n+m | X > n] &= \frac{Pr[X > n+m \text{ and } X > n]}{Pr[X > n]} \\ &= \frac{Pr[X > n+m]}{Pr[X > n]} \\ &= \frac{(1-p)^{n+m}}{(1-p)^n} = (1-p)^m \\ &= Pr[X > m]. \end{aligned}$$

Geometric Distribution: Memoryless - Interpretation

$$Pr[X > n+m | X > n] = Pr[X > m], m, n \geq 0.$$



$$Pr[X > n+m | X > n] = Pr[A|B] = Pr[A] = Pr[X > m].$$

The coin is memoryless, therefore, so is X .

Expected Value of Integer RV

Theorem: For a r.v. X that takes values in $\{0, 1, 2, \dots\}$, one has

$$E[X] = \sum_{i=1}^{\infty} Pr[X \geq i].$$

Proof: One has

$$\begin{aligned} E[X] &= \sum_{i=1}^{\infty} i \times Pr[X = i] \\ &= \sum_{i=1}^{\infty} i \{Pr[X \geq i] - Pr[X \geq i+1]\} \\ &= \sum_{i=1}^{\infty} \{i \times Pr[X \geq i] - i \times Pr[X \geq i+1]\} \\ &= \sum_{i=1}^{\infty} \{i \times Pr[X \geq i] - (i-1) \times Pr[X \geq i]\} \\ &= \sum_{i=1}^{\infty} Pr[X \geq i]. \end{aligned}$$

□

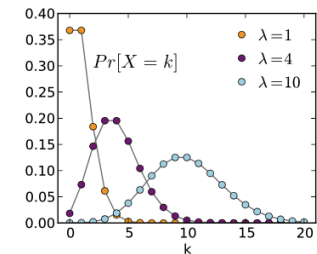
Poisson

Experiment: flip a coin n times. The coin is such that

$$Pr[H] = \lambda/n.$$

Random Variable: X - number of heads. Thus, $X = B(n, \lambda/n)$.

Poisson Distribution is distribution of X "for large n ."



Poisson

Experiment: flip a coin n times. The coin is such that $Pr[H] = \lambda/n$.

Random Variable: X - number of heads. Thus, $X = B(n, \lambda/n)$.

Poisson Distribution is distribution of X "for large n ."

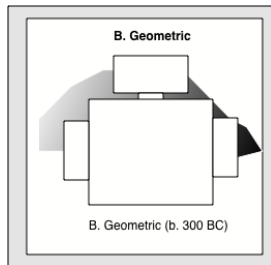
We expect $X \ll n$. For $m \ll n$ one has

$$\begin{aligned} Pr[X = m] &= \binom{n}{m} p^m (1-p)^{n-m}, \text{ with } p = \lambda/n \\ &= \frac{n(n-1)\cdots(n-m+1)}{m!} \left(\frac{\lambda}{n}\right)^m \left(1 - \frac{\lambda}{n}\right)^{n-m} \\ &= \frac{n(n-1)\cdots(n-m+1)}{n^m} \frac{\lambda^m}{m!} \left(1 - \frac{\lambda}{n}\right)^{n-m} \\ &\approx^{(1)} \frac{\lambda^m}{m!} \left(1 - \frac{\lambda}{n}\right)^{n-m} \approx^{(2)} \frac{\lambda^m}{m!} \left(1 - \frac{\lambda}{n}\right)^n \approx \frac{\lambda^m}{m!} e^{-\lambda}. \end{aligned}$$

For (1) we used $m \ll n$; for (2) we used $(1 - a/n)^n \approx e^{-a}$.

Equal Time: B. Geometric

The geometric distribution is named after:



I could not find a picture of D. Binomial, sorry.

Poisson Distribution: Definition and Mean

Definition Poisson Distribution with parameter $\lambda > 0$

$$X = P(\lambda) \Leftrightarrow Pr[X = m] = \frac{\lambda^m}{m!} e^{-\lambda}, m \geq 0.$$

Fact: $E[X] = \lambda$.

Proof:

$$\begin{aligned} E[X] &= \sum_{m=1}^{\infty} m \times \frac{\lambda^m}{m!} e^{-\lambda} = e^{-\lambda} \sum_{m=1}^{\infty} \frac{\lambda^m}{(m-1)!} \\ &= e^{-\lambda} \sum_{m=0}^{\infty} \frac{\lambda^{m+1}}{m!} = e^{-\lambda} \lambda \sum_{m=0}^{\infty} \frac{\lambda^m}{m!} \\ &= e^{-\lambda} \lambda e^{\lambda} = \lambda. \end{aligned}$$

□

Summary

Expectation; Geometric & Poisson

- ▶ $E[X] := \sum_a a Pr[X = a]$.
- ▶ Expectation is Linear.
- ▶ $B(n, p), U[1 : n], G(p), P(\lambda)$.

Simeon Poisson

The Poisson distribution is named after:

